

CATALOGUE 2021

MOTORHOME AWNINGS

TRADE PREVIEW

 **DOMETIC**



MOBILE LIVING MADE EASY.

WELCOME TO DOMETIC

Make the most of the outdoors with a Dometic awning. Our premium awnings feature the latest innovations and enhancements to provide privacy and comfort wherever you pitch-up. Designed for easy and convenient extension of your living space, quality materials are used to ensure reliable operation and durability. This year, we've advanced and developed our best-selling awnings to give you the confidence and ability to adventure further and for longer.



DRIVE-AWAY AWNINGS

Rally AIR Pro T/G	18
Rally AIR All-Season D/A	19
Rally AIR Pro D/A	20 - 21

STATIC AWNINGS

Club AIR All-Season	24 - 25
Club AIR Pro	26 - 27
Grande AIR All-Season	28
Grande AIR Pro	29
Winter PVC AIR	30
Rally AIR All-Season	31
Rally AIR Pro	32 - 33
Leggera AIR	34 - 35

ACCESSORIES

Annexes	37
Canopies & Side Wings	38 - 39
Roof Linings & Covers	40
Mesh Panel Sets & Inner Tents	41
Carpets & Flooring	42 - 43
Bespoke Awning Equipment	44 - 47

DOMETIC ON THE WEB

Here’s where you can find the complete Dometic range, with detailed information about all products. Plus, interesting facts about our company and download links for all our catalogues.

VISIT [DOMETIC.COM](https://www.dometic.com)



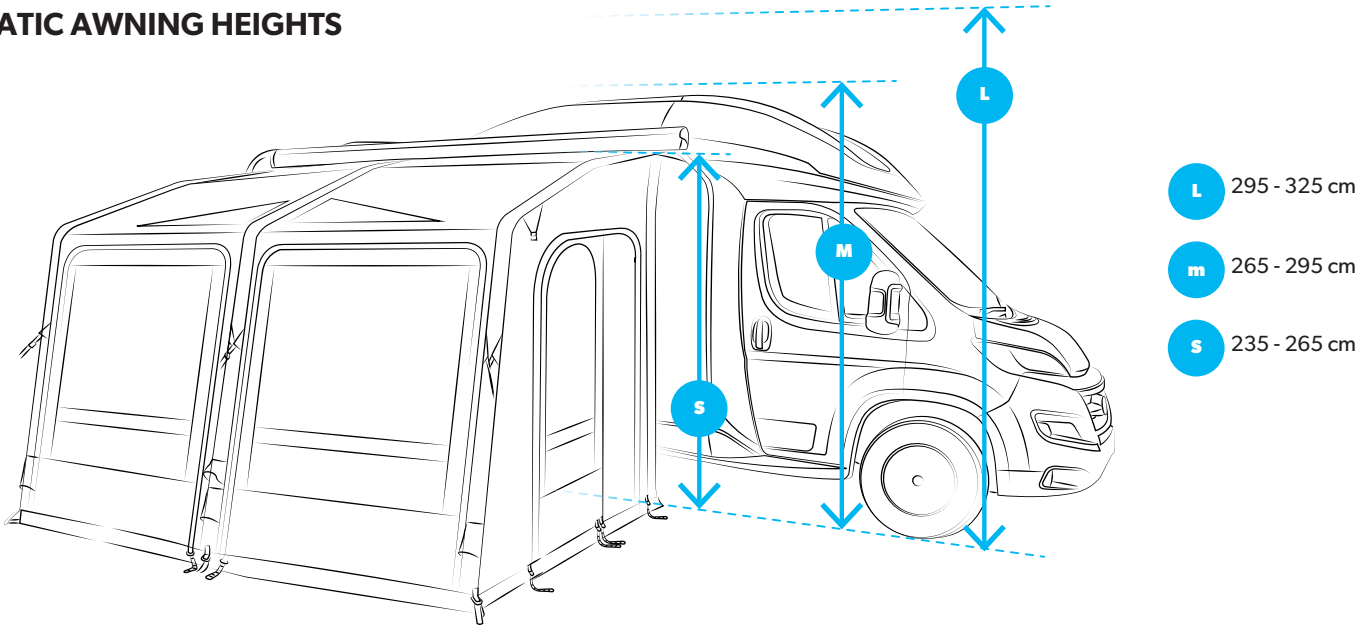
EXPERT ADVICE FROM AWNING PIONEERS

CHOOSE THE BEST INFLATABLE AWNING FOR YOU AND YOUR VEHICLE

It's important to know the height of the attachment point on your vehicle from the ground to determine which height of awning will best suit your vehicle. For static awnings, this refers to the height from the ground to the awning rail or cassette awning which the awning will be connected to. For drive-away awnings this could also refer to

your vehicle's roof, depending on your preferred fitment method. We offer drive-away and static awnings in a range of heights, designed to fit vehicles with heights of 220 cm up to 325 cm. The diagram below outlines the sizes available for static awnings.

STATIC AWNING HEIGHTS



DRIVE-AWAY AWNINGS

Drive-away awnings offer the ultimate in touring convenience. Quick to set-up and completely free-standing, simply detach your drive-away awning and leave it to reserve your pitch whilst you explore the local area in your vehicle. Available in poled and inflatable AIR Frame versions, there's a wide range of awnings available to suit vehicles with attachment heights between 220 cm and 300 cm.



STATIC AWNINGS

For tourers wanting an awning designed for static use, our best-selling static awnings are easy to set-up and take-down, providing fantastic fitting to the vehicle side and first class accommodation. Utilising the unique AIR Frame system, which links individual AIR Poles together, Dometic static awnings can be conveniently inflated from a single point. Twin beading comes as standard (5 mm and 7 mm) and can either be fed through the awning rail attached to your vehicle or threaded through the front channel of a cassette awning.





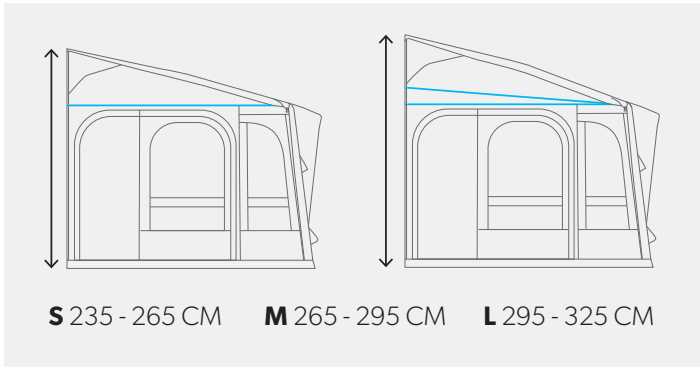
MULTI HEIGHT SYSTEM

Patent Pending

DOMETIC HEIGHT ADJUSTABLE STATIC AWNINGS ENSURE EXCEPTIONAL VEHICLE FITMENT

Our new Multi-Height System delivers the most versatile inflatable static awnings ever. Rather than strictly being suited to either a caravan or motorhome, this ground-breaking feature enables the same awning to fit to a variety of leisure vehicles, with the keder connection now achieved at a multitude of heights within an expanded range.

We know that real-world experience is everything, and thanks to our latest awning innovation these are our best performing awnings ever too. The Multi-Height System means your Dometic awning will be easier to pitch on uneven ground and perform better in adverse conditions, effectively shedding rainwater and fitting closer to the vehicle side.



HOW DOES IT WORK?

The operation couldn't be easier; simply unzip the gusseted awnings side panels, peg the awning down to fine tune fitment, then close the internal zips to hide any excess material. Once you've set the Multi-Height System for the first time, you are free to set the awning down and pitch again and again without needing to re-adjust. For convenience, the adjustable zipped gussets are positioned just above the zip-out side panels, meaning fitting and adjusting the awning to your motorhome can be achieved without the need for a step or ladder.

DESIGNED FOR TOURING CONFIDENCE

As all experienced tourers know, selecting the correct size awning for your vehicle is essential to maximise the living space of your pitch and enhance your holiday. The Multi-Height System makes finding your perfect awning easier than ever before, size S awnings connect to vehicles with a connection height range of 235 – 265 cm, size M from 265 – 295 cm and size L from 295 – 325 cm.

DUAL KEDER

Fitted to all new Dometic inflatable motorhome awnings, premium dual awning keder. For 2021, 5 mm and 7 mm keder has been installed as standard, allowing a seamless connection to both conventional caravan awning rail and motorhome cassette awnings. This innovative design feature means Dometic inflatable static awnings are equally suited for use with caravans, motorhomes and panel vans. Dual keder reduces model complexity and affords you the freedom to change vehicles without necessarily changing awning.



APEX VENTILATION

Experience greater comfort with our new weather protected apex ventilation. Fitted to all new Dometic inflatable motorhome awnings, triangular apex ventilation panels increase air circulation and improve comfort inside the awning. These auxiliary ventilation points, found in the top corners of each inflatable awning, conveniently allow air to escape the awning as it rises and warms. Importantly, this feature helps to regulate the interior temperature in hotter climates and effectively combats condensation for early and late-season tourers.





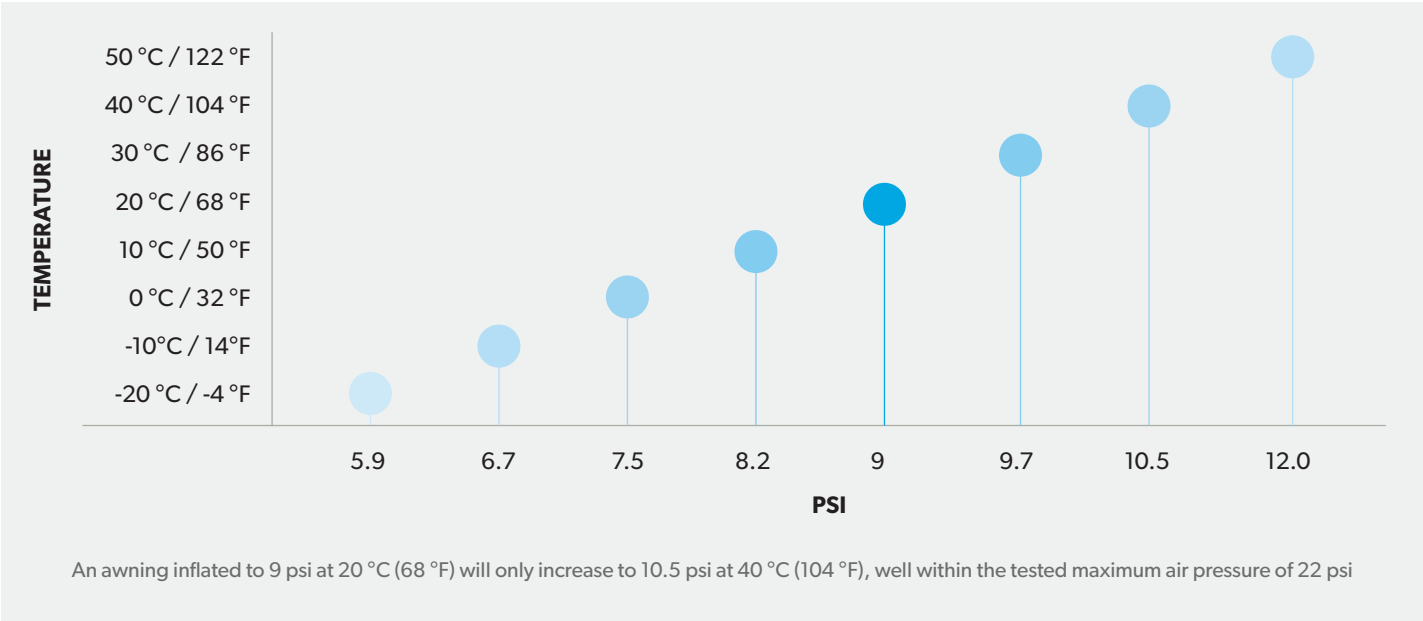
DOMETIC INFLATABLE AWNINGS

QUICK AND SECURE – OUR INNOVATIVE AIR FRAME HAS REVOLUTIONISED TOURING

The patented AIR Frame technology in Dometic inflatable awnings will transform your touring experience. Conventional steel and fibreglass awning poles are replaced with interlinked inflatable AIR Poles, enabling you to inflate the entire awning from a single external point. Conveniently, the AIR Frame is always attached to the awning for a quick and easy setup. And not only is the AIR Frame extremely strong, it can flex in the wind too, so you'll never break or bend a pole.

Plus, with no metal or fibreglass poles there's nothing to damage your caravan, as the AIR Poles simply rest against your vehicle with no other attachment needed. For optimal awning performance inflate the awning to 9 psi. Each awning comes with a Downdraught hand pump and for maximum convenience, simply plug in the optional Gale 12 V pump.

AIR FRAME PRESSURE IN RESPONSE TO DIFFERING AIR TEMPERATURES



SINGLE POINT INFLATION



Individual AIR Poles are linked together allowing the entire awning to be inflated from a single external inflation point. The entire AIR Frame is easily deflated through quick release deflation valves at the base of each leg; as each AIR Pole is connected there is no need to deflate each AIR Pole individually. So, as well as being the easiest awnings to set-up, the user-friendly Dometic awnings are also the easiest to take down.



Deflation valve



For optimal performance inflate to 9 PSI

Inflation valve

AIR FRAME CONSTRUCTION

The AIR Frame is incredibly durable, each AIR Pole is made of a strong TPU inflation tube zipped into a reinforced laminated oxford polyester/PE cover, which is then zipped into a heavy-duty polyester sleeve in the awning. Tested up to 22 psi, the AIR Frame system best functions when inflated to 9 psi.



RELIABLE TECHNOLOGY

Dometic AIR Poles are well protected and require no maintenance. Inflatable awnings are considerably lighter, and with no poles to snap, the AIR Frame is also far more durable than conventional poles. Suitable for both hot and cold climates, the AIR Frame can even handle extreme changes in temperature.

AWNING KEY FEATURES

INNOVATIVE FEATURES TO ENHANCE YOUR TOURING EXPERIENCE



AIR FRAME™

Focussing on ease of use and function, AIR Frame awnings are extremely durable, maintenance-free and strong.



QUICKPITCH™ GUYING SYSTEM

Heavy-duty straps can be pegged out in seconds. Peg the bottom strap taut and adjust the top buckle to apply tension.



DUAL-PITCH™ ROOF SYSTEM

Effectively deflect wind and shed rain water efficiently to prevent puddling on the roof and enhance performance.



SABRELINK™ READY

Attach up to three lights on the front and centre AIR Poles. Switch the lights on/off and adjust the brightness remotely. Also suits poled awnings.



LIMPET™ READY

Pre-punched holes ready to attach the rear wall of the awning to the vehicle using Limpet Fix technology.



CLIMATE CONTROL

High and low level vents create airflow to ventilate your tent. Ventilation helps prevent condensation and improves comfort.



WEATHERSHIELD™ ALL-SEASON

Ultra-rugged and UV resistant All-Season material, perfect for touring in warmer climates and for use on a seasonal pitch. The fully breathable fabric is constructed to handle extremes of weather and has been tested in the wettest regions of Europe and the sunniest parts of Australia to ensure it never lets you down.



WEATHERSHIELD™ PRO

The iconic Dometic fabric used extensively throughout the awning range has proven quality in diverse environments. With the look and feel of a traditional fabric, but weighing far less, Weathershield™ Pro continues to be the definitive choice for tourers the world over.



WEATHERSHIELD™ PVC

Constructed with 400g/m2 PVC, this super tough awning material is waterproof, long-lasting and easy to clean. Developed by Dometic for winter touring, Weathershield™ PVC is rated to -20 °C, more than a match for even the most extreme snowy conditions.



WEATHERSHIELD™ 150D

Extremely light and easy to handle, Weathershield™ 150D promises super-fast set-up and take-down every time. Highly durable and weather-resistant too, this lightweight material offers great value with no compromises.

ULTRAVIOLET PROTECTION FACTOR

An Ultraviolet Protection Factor (UPF) denotes how much solar ultraviolet radiation is reduced when passing through fabric. Dometic awning material allows only 1/50th of ultraviolet rays to pass through, ensuring you're protected and kept cool.

/ RALLY AIR PRO T/G
/ RALLY AIR ALL-SEASON D/A
/ RALLY AIR PRO D/A

DRIVE -AWAY AWN INGS





DRIVE-AWAY ATTACHMENT OPTIONS

Dometic awnings are available in a range of heights, designed to fit vehicles from 220 to 300 cm in height. Specifically designed for secure attach to most motorhomes and campervans, maximise your awnings performance and your enjoyment of it.

So which best suits you and your van? Let's look at the options: guy line, velcro loops and beading attachment methods are explained below.



GUY LINE

The quickest method. Throw the guy lines, attached to the top corners of the tunnel, over the vehicle and either peg down on the other side or tie to the wheels. To drive-away, simply untie/unpeg and throw them back over.



VELCRO LOOPS

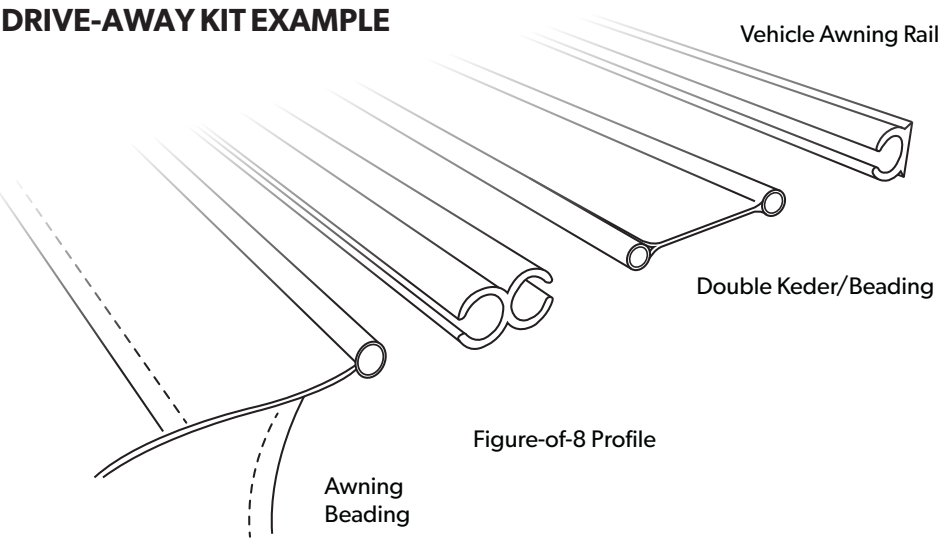
Velcro straps are quick to attach to your vehicle's roof rails, if available. Connected from the top edge of the tunnel to the rail, simply release the hoops and drive away.

DRIVE-AWAY KITS

Drive-away kits offer a secure way to attach your awning to your vehicle. Simply connect the figure-of-8 strip to the keder along one edge before attaching the pre-sewn awning beading along the other. To drive away, slide the figure-of-8 out of position and leave the awning free-standing on your pitch.



DRIVE-AWAY KIT EXAMPLE




TWIN DRIVE-AWAY KIT KEDER

Connect to the front channel of cassette awnings or a pre-installed awning rail. 4 mm and 6 mm twin keder drive-away kit. Available in 3 m and 4 m lengths.



MAGNETIC DRIVE-AWAY KIT

6 mm keder to magnetic system. Guying loops included (guy lines not included). 3 m length.



LIMPET™ SUCTION DRIVE-AWAY KIT

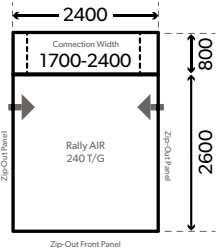
6 mm keder to Limpet™ Fix System. Supplied with six Limpet's. 3 m length.



RALLY AIR PRO 240 T/G

- Width: 240 cm
- Depth: 260 cm
- Weight: 26.3 kg
- Min weight: 17.38 kg

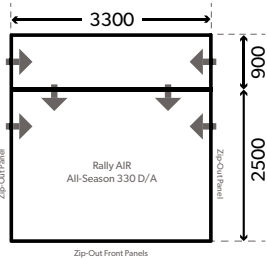
Ref. No. 9120000101
Barcode. 5060646163373




RALLY AIR ALL-SEASON D/A 330

- Width: 330 cm
- Depth: 250 cm
- Weight: 28 kg / 9.82 kg
- Min weight: 25.78 kg

Ref. No. 9120001136
Barcode. 5060646168262



ADJUSTABLE AWNING TUNNEL
Adjustable height rear tunnel to suit a wide range of vehicles. Webbing straps take up material slack to ensure a tight fit to your vehicle.



WEATHERSHIELD™ ALL-SEASON
Ultra-rugged and UV resistant material for touring in hot climates and seasonal use



APEX VENTILATION
Ventilation improves comfort by increasing air circulation and reducing condensation



FITTING HEIGHT
220 - 300 cm

RALLY AIR PRO D/A

THE ULTIMATE DRIVE-AWAY AWNING



ADJUSTABLE AWNING TUNNEL
Adjustable height rear tunnel to suit a wide range of vehicles. Webbing straps take up material slack to ensure a tight fit to your vehicle.



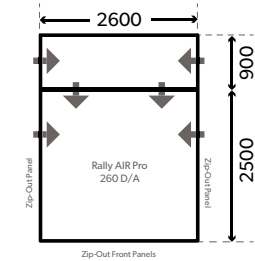
SINGLE POINT INFLATION
Conveniently inflate the entire AIR Frame from just one external inflation point.



RALLY AIR PRO 260 D/A

- Width: 260 cm
- Depth: 250 cm
- Weight: 23.8 / 7.5 kg
- Min weight: 20.14 kg

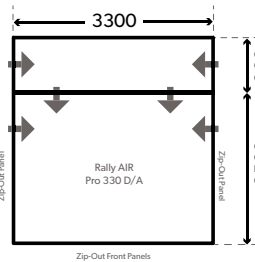
Ref. No. 9120001137
Barcode. 5060646168279



RALLY AIR PRO 330 D/A

- Width: 330 cm
- Depth: 250 cm
- Weight: 25.72 / 8.08 kg
- Min weight: 24 kg

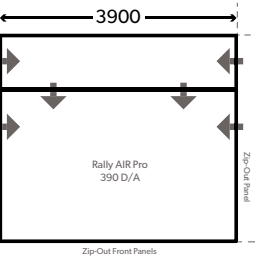
Ref. No. 9120001138
Barcode. 5060646168286



RALLY AIR PRO 390 D/A

- Width: 390 cm
- Depth: 250 cm
- Weight: 27.1 / 9.06 kg
- Min weight: 21.96 kg

Ref. No. 9120001139
Barcode. 5060646168293



/ CLUB AIR ALL-SEASON
/ CLUB AIR PRO
/ GRANDE AIR ALL-SEASON
/ GRANDE AIR PRO
/ WINTER AIR
/ RALLY AIR ALL-SEASON
/ RALLY AIR PRO
/ LEGGERA AIR

STATIC AWNINGS





FITTING HEIGHTS
 S: 235 - 265 cm
 M: 265 - 295 cm
 L: 295 - 325 cm

CLUB AIR ALL-SEASON

THE AWNING FOR EVERY ENVIRONMENT



MULTI-HEIGHT SYSTEM
 Height adjustable awning technology ensures fitment across multiple vehicle types



INTEGRAL INFLATABLE CANOPY
 Integral inflatable wet weather canopy with apex mesh ventilation



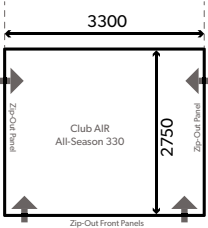
APEX VENTILATION
 Ventilation improves comfort by increasing air circulation and reducing condensation



NEW

CLUB AIR ALL-SEASON 330 S / M

- Width: 330 cm
- Depth: 275 cm



330 S
 Weight:
 27.8 / 8.74 kg
 Min weight: 22.14 kg
 Ref. No.
 9120001104
 Barcode.
 5060646167944

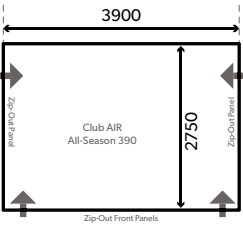
330 M
 Weight:
 28.7 / 8.74 kg
 Min weight: 23.84 kg
 Ref. No.
 9120001105
 Barcode.
 5060646167951



NEW

CLUB AIR ALL-SEASON 390 S / M / L

- Width: 390 cm
- Depth: 275 cm



390 S
 Weight:
 29.4 / 9.44 kg
 Min weight: 24.38 kg
 Ref. No.
 9120001106
 Barcode.
 5060646167968

390 M
 Weight:
 31.3 / 9.44 kg
 Min weight: 25.34 kg
 Ref. No.
 9120001107
 Barcode.
 5060646167975

390 L
 Weight:
 31.9 / 9.44 kg
 Min weight: 26.1 kg
 Ref. No.
 9120001108
 Barcode.
 5060646167982



OPTIONAL

CLUB AIR ALL-SEASON CANOPY

This optional front canopy simply zips onto the awning for additional overhead cover.

330 AIR Canopy / Ref. No. 9120000058
 390 AIR Canopy / Ref. No. 9120000057

For further details see p. 38

FITTING HEIGHTS
S: 235 - 265 cm
M: 265 - 295 cm
L: 295 - 325 cm

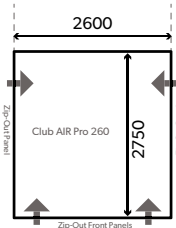
CLUB AIR PRO

MODERN AWNING TECHNOLOGY MEETS CLASSIC STYLING



CLUB AIR PRO 260 S / M

- Width: 260 cm
- Depth: 275 cm

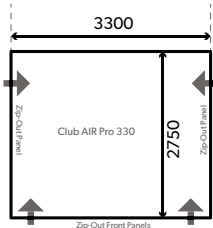


260 S	260 M
Weight: 26.5 kg	Weight: 29.4 kg
Min weight: 16.7 kg	Min weight: 17.26 kg
Ref. No. 9120001113	Ref. No. 9120001114
Barcode. 5060646168033	Barcode. 5060646168040



CLUB AIR PRO 330 S / M

- Width: 330 cm
- Depth: 275 cm

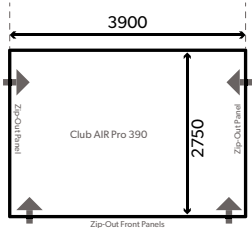


330 S	330 M
Weight: 27 kg	Weight: 28.6 kg
Min weight: 18.5 kg	Min weight: 18.6 kg
Ref. No. 9120001115	Ref. No. 9120001116
Barcode. 5060646168057	Barcode. 5060646168064



CLUB AIR PRO 390 S / M / L

- Width: 390 cm
- Depth: 275 cm

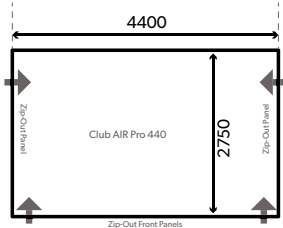


390 S	390 M	390 L
Weight: 28.7 kg	Weight: 24.1 / 6.84 kg	Weight: 24.8 / 6.84 kg
Min weight: 19.4 kg	Min weight: 19.6 kg	Min weight: 20.22 kg
Ref. No. 9120001117	Ref. No. 9120001118	Ref. No. 9120001119
Barcode. 5060646168071	Barcode. 5060646168088	Barcode. 5060646168095



CLUB AIR PRO 440 S / M

- Width: 440 cm
- Depth: 275 cm



440 S	440 M
Weight: 25.4 / 7.35 kg	Weight: 25.6 / 7.35 kg
Min weight: 20.66 kg	Min weight: 20.72 kg
Ref. No. 9120001120	Ref. No. 9120001121
Barcode. 5060646168101	Barcode. 5060646168118



MULTI-HEIGHT SYSTEM

Height adjustable awning technology ensures fitment across multiple vehicle types



APEX VENTILATION

Ventilation improves comfort by increasing air circulation and reducing condensation



DUAL KEDER

5 mm and 7 mm keder for fitment to caravans and motorhome cassette awnings

GRANDE AIR ALL-SEASON


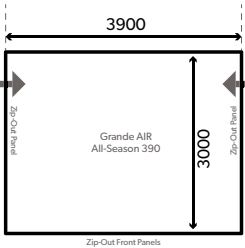
SPACIOUS TOURING ALL YEAR ROUND



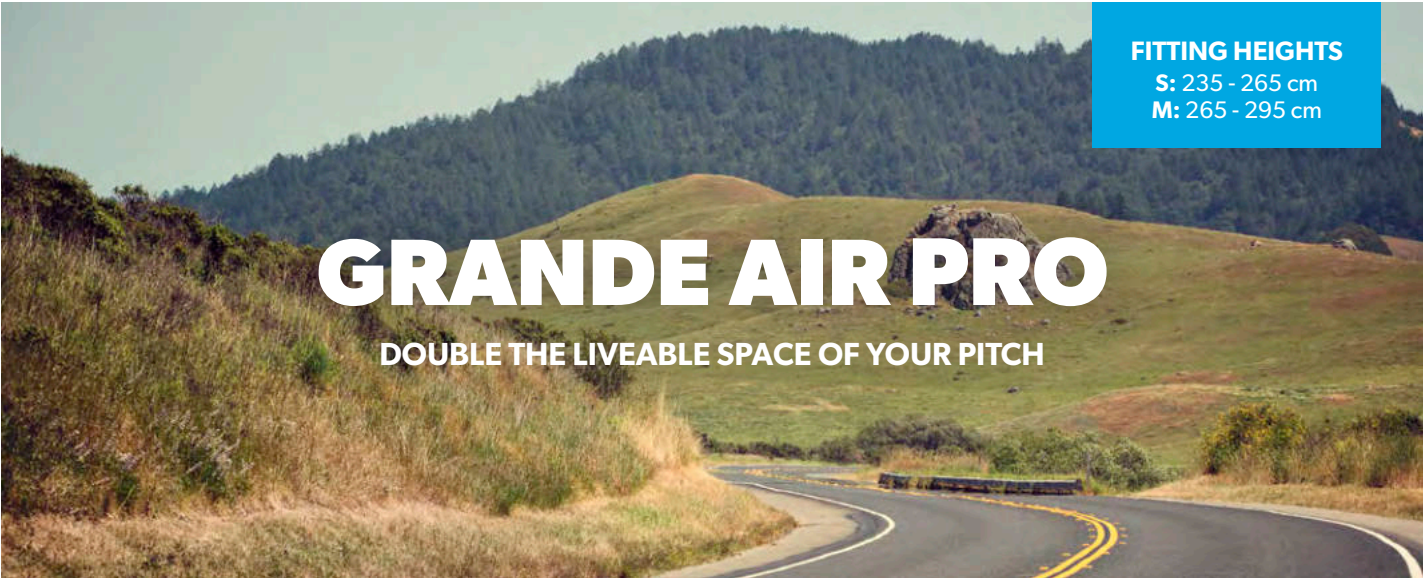
GRANDE AIR ALL-SEASON 390 S / M

- Width: 390 cm
- Depth: 300 cm

390 S	390 M
Weight: 28.1 / 9.8 kg	Weight: 29.6 / 9.8 kg
Min weight: 26.8 kg	Min weight: 27.4 kg
Ref. No. 9120001109	Ref. No. 9120001110
Barcode. 5060646167999	Barcode. 5060646168002



FITTING HEIGHTS
S: 235 - 265 cm
M: 265 - 295 cm



GRANDE AIR PRO

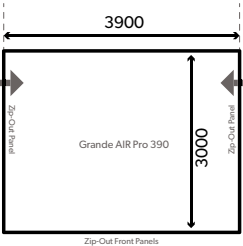
DOUBLE THE LIVEABLE SPACE OF YOUR PITCH

FITTING HEIGHTS
S: 235 - 265 cm
M: 265 - 295 cm



GRANDE AIR PRO 390 S / M

- Width: 390 cm
- Depth: 300 cm



390 S	390 M
Weight: 21.4 / 7.16 kg	Weight: 23.1 / 7.16 kg
Min weight: 17.66 kg	Min weight: 18.32 kg
Ref. No. 9120001122	Ref. No. 9120001123
Barcode. 5060646168125	Barcode. 5060646168132



INTERNAL RETURN

Dometic awnings have been designed from top to bottom to enhance your touring experience. The internal return is designed for use when attaching to a cassette awning, this effective feature ensures the best possible fit from your awning to your motorhome.

Simply undo the velcro tab and fold the rear bumper pads out to create a tight seal to the motorhome side, secure with optional rear upright poles.



MULTI-HEIGHT SYSTEM

Height adjustable awning technology ensures fitment across multiple vehicle types

APEX VENTILATION

Ventilation improves comfort by increasing air circulation and reducing condensation

EXTRA DEPTH

The near-vertical awning front and generous 3 m depth create an abundance of usable interior space.



WINTER AIR PVC 260

NOW THERE'S NO OFF-SEASON

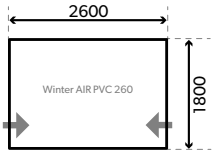


FITTING HEIGHT
 L: 250 - 265 cm

WINTER AIR PVC 260 L

- Width: 260 cm
- Depth: 180 m
- Weight: 29.5 kg
- Min weight: 20.84 kg

Ref. No. 9120000008
 Barcode. 5060646163151



FITTING HEIGHTS
 S: 235 - 265 cm
 M: 265 - 295 cm

RALLY AIR ALL-SEASON 260

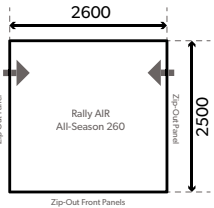
FREEDOM TO EXPLORE



NEW

RALLY AIR ALL-SEASON 260 S / M

- Width: 260 cm
- Depth: 250 cm



260 S
 Weight:
 28.8 kg
 Min weight: 16.32 kg
 Ref. No.
 9120001111
 Barcode.
 5060646168019

260 M
 Weight:
 21.7 / 8.18 kg
 Min weight: 16.85 kg
 Ref. No.
 9120001112
 Barcode.
 5060646168026



PREPARED FOR ANYTHING

The Winter AIR PVC has been designed from top to bottom to support your winter adventures. In anticipation of the demanding weather conditions you may face, the world's first purpose built inflatable winter awning has everything you need to thrive in the most challenging of conditions.

Included with the awning as standard:

- 2 x Rear upright poles
- 2 x Snow support poles
- Roof lining
- Storm straps
- Draught skirt
- Downdraught hand pump
- Tarzan pegs



MULTI-HEIGHT SYSTEM

Height adjustable awning technology ensures fitment across multiple vehicle types



DUAL KEDER

5 mm and 7 mm keder for fitment to caravans and motorhome cassette awnings



ZIP-OUT FRONT PANELS

Front panels can be zipped out to reduce weight and to open the awning up



FITTING HEIGHTS
 S: 235 - 265 cm
 M: 265 - 295 cm

RALLY AIR PRO

TOURING CHANGED FOREVER



MULTI-HEIGHT SYSTEM

Height adjustable awning technology ensures fitment across multiple vehicle types



APEX VENTILATION

Ventilation improves comfort by increasing air circulation and reducing condensation



NEW

ZIP-OUT FRONT PANELS

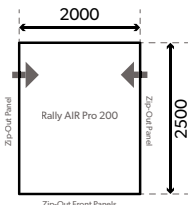
Front panels can be zipped out to reduce weight and to open the awning up



NEW

RALLY AIR PRO 200 S

- Width: 200 cm
- Depth: 250 cm



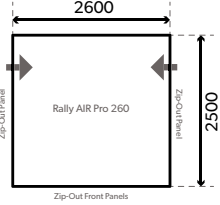
200 S

Weight: 19 kg
 Min weight: 10.28 kg
 Ref. No. 9120001126
 Barcode. 5060646168163



RALLY AIR PRO 260 S / M

- Width: 260 cm
- Depth: 250 cm



260 S

Weight: 23.1 kg
 Min weight: 13.45 kg
 Ref. No. 9120001127
 Barcode. 5060646168170

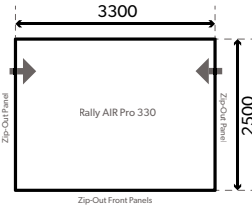
260 M

Weight: 23.4 kg
 Min weight: 13.68 kg
 Ref. No. 9120001128
 Barcode. 5060646168187



RALLY AIR PRO 330 S / M

- Width: 330 cm
- Depth: 250 cm



330 S

Weight: 24.64 kg
 Min weight: 14.12 kg
 Ref. No. 9120001129
 Barcode. 5060646168194

330 M

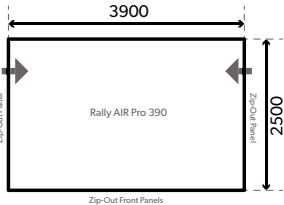
Weight: 24 kg
 Min weight: 14.34 kg
 Ref. No. 9120001130
 Barcode. 5060646168200



NEW

RALLY AIR PRO 390 S / M

- Width: 390 cm
- Depth: 250 cm



390 S

Weight: 26.2 kg
 Min weight: 15.1 kg
 Ref. No. 9120001131
 Barcode. 5060646168217

390 M

Weight: 26.6 kg
 Min weight: 15.32 kg
 Ref. No. 9120001132
 Barcode. 5060646168224



NEW

FITTING HEIGHT
 S: 235 - 265 cm

LEGGERA AIR

MOBILE TOURING JUST GOT EASIER



DUAL KEDER
 5 mm and 7 mm keder for fitment to caravans and motorhome cassette awnings



MULTI-HEIGHT SYSTEM
 Height adjustable awning technology ensures fitment across multiple vehicle types

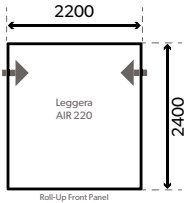


APEX VENTILATION
 Ventilation improves comfort by increasing air circulation and reducing condensation



LEGGERA AIR 220 S

- Width: 220 cm
- Depth: 240 cm
- Weight: 9.85 kg
- Min weight: 7.85 kg

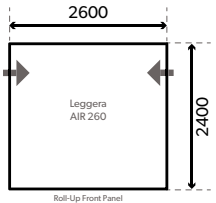


Ref. No. 9120001133
 Barcode. 5060646168231



LEGGERA AIR 260 S

- Width: 260 cm
- Depth: 240 cm
- Weight: 10.5 kg
- Min weight: 8.09 kg



Ref. No. 9120001134
 Barcode. 5060646168248



OPTIONAL

LEGGERA AIR CANOPY

This optional front canopy simply zips onto the awning for additional overhead cover.

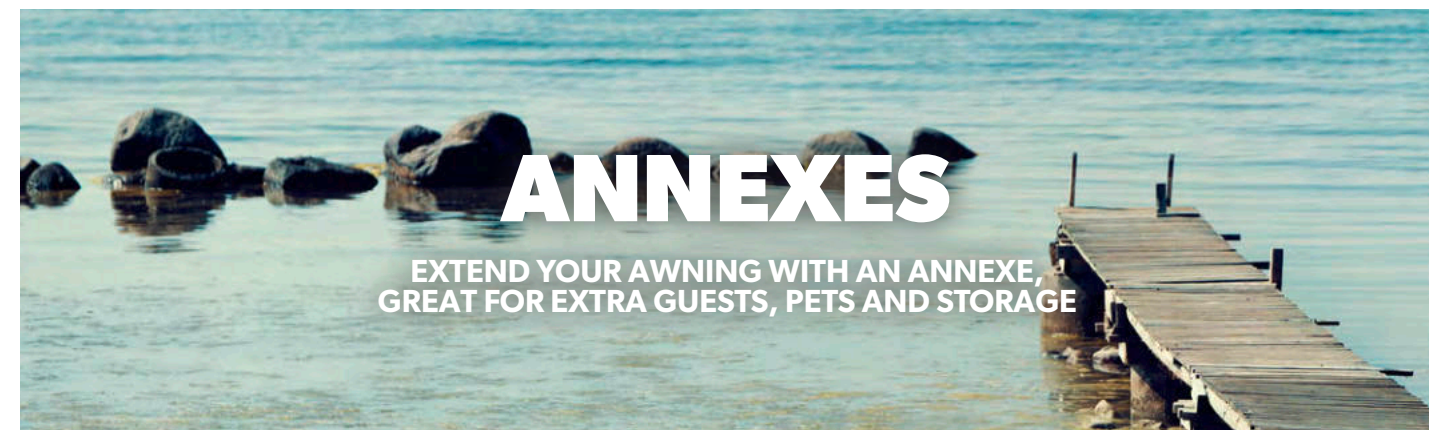
Canopy 220 / Ref. No. 9120000289
 Canopy 260 / Ref. No. 9120000288

For further details, see p. 38



- / ANNEXES
- / CANOPIES
- / SIDE WINGS
- / ROOF LININGS
- / ROOF COVERS
- / MESH PANEL SETS
- / BESPOKE AWNING EQUIPMENT

ACCESSORIES



ALL-SEASON AIR TALL ANNEXE

- Width: 190 cm
- Depth: 180 cm
- Weight: 10.9 kg

Ref. No. 9120001169
Barcode. 5060646168590



PRO AIR CONSERVATORY

- Width: 190 cm
- Depth: 180 cm
- Weight: 9.6 kg

Ref. No. 9120000052
Barcode. 5060444799149



PRO AIR TALL ANNEXE

- Width: 190 cm
- Depth: 180 cm
- Weight: 7.72 kg

Ref. No. 9120001170
Barcode. 5060646168606



PRO AIR ANNEXE

- Width: 220 cm
- Depth: 180 cm
- Weight: 6.8 kg

Ref. No. 9120000051
Barcode. 5060444790269



PRO ANNEXE (POLED)

- Width: 220 cm
- Depth: 180 cm
- Weight: 6.58 kg

Ref. No. 9120000056
Barcode. 5060145405271

CANOPIES

OPTIONAL FRONT CANOPIES SIMPLY ZIP ONTO YOUR AWNING FOR ADDITIONAL OVERHEAD COVER



CLUB AIR ALL-SEASON CANOPY

330

- Width: 330 cm
- Depth: 240 cm
- Weight: 6.4 kg

Ref. No. 9120000058
Barcode. 5060646163335

390

- Width: 390 cm
- Depth: 240 cm
- Weight: 7.36 kg

Ref. No. 9120000057
Barcode. 5060646163328



LEGGERA AIR CANOPY

220

- Width: 150 cm
- Depth: 145 cm
- Weight: 2.1 kg

Ref. No. 9120000289
Barcode. 5060646163809

260

- Width: 190 cm
- Depth: 145 cm
- Weight: 2.3 kg

Ref. No.9120000288
Barcode. 5060646163793



CLUB AIR PRO CANOPY

260

- Width: 260 cm
- Depth: 240 cm
- Weight: 4.5 kg

Ref. No. 9120001172
Barcode. 5060646168620

330

- Width: 330 cm
- Depth: 240 cm
- Weight: 5.12 kg

Ref. No. 9120000061
Barcode. 5060646163366

390

- Width: 390 cm
- Depth: 240 cm
- Weight: 5.74 kg

Ref. No. 9120000060
Barcode. 5060646163359

440

- Width: 440 cm
- Depth: 240 cm
- Weight: 6.13 kg

Ref. No. 9120001171
Barcode. 5060646168613



NEW

SIDE WINGS

ZIP-ON TO CREATE SHADE, SHELTER AND A SOCIAL SPACE TO PREPARE MEALS. IN LESS FAVOURABLE CONDITIONS, THE SIDE WING PROVIDES COVERED ACCESS TO YOUR AWNING

Model	Side Wing	Width	Height	Weight	Ref. No.	Barcode
Club/Ace Pro	Side Wing LH S	240 cm	235 - 265 cm	13.52 kg	9120001149	5060646168392
	Side Wing RH S	240 cm	235 - 265 cm	13.52 kg	9120001150	5060646168408
Club Pro	Side Wing LH M	240 cm	265 - 295 cm	13.76 kg	9120001151	5060646168415
	Side Wing RH M	240 cm	265 - 295 cm	13.76 kg	9120001152	5060646168422
	Side Wing LH L	240 cm	295 - 325 cm	14 kg	9120001153	5060646168439
	Side Wing RH L	240 cm	295 - 325 cm	14 kg	9120001154	5060646168446
Grande Pro	Side Wing LH S	240 cm	235 - 265 cm	13.36 kg	9120001155	5060646168453
	Side Wing RH S	240 cm	235 - 265 cm	13.36 kg	9120001156	5060646168460
	Side Wing LH M	240 cm	265 - 295 cm	13.6 kg	9120001157	5060646168477
	Side Wing RH M	240 cm	265 - 295 cm	13.6 kg	9120001158	5060646168484
Club All-Season	Side Wing LH S	240 cm	235 - 265 cm	16.2 kg	9120001159	5060646168491
	Side Wing RH S	240 cm	235 - 265 cm	16.2 kg	9120001160	5060646168507
	Side Wing LH M	240 cm	265 - 295 cm	16.8 kg	9120001161	5060646168514
	Side Wing RH M	240 cm	265 - 295 cm	16.8 kg	9120001162	5060646168521
	Side Wing LH L	240 cm	295 - 325 cm	17.36 kg	9120001163	5060646168538
	Side Wing RH L	240 cm	295 - 325 cm	17.36 kg	9120001164	5060646168545
Grande All-Season	Side Wing LH S	240 cm	235 - 265 cm	16.56 kg	9120001165	5060646168552
	Side Wing RH S	240 cm	235 - 265 cm	16.56 kg	9120001166	5060646168569
	Side Wing LH M	240 cm	265 - 295 cm	16.8 kg	9120001167	5060646168576
	Side Wing RH M	240 cm	265 - 295 cm	16.8 kg	9120001168	5060646168583

ROOF LININGS

INSULATE THE ROOF AND REGULATE THE INTERIOR TEMPERATURE.
ZIPPED OPENINGS PROVIDE OPTIONAL SKY LIGHT COVER



Recommended for early and late season use to minimise the effects of condensation.

Model	Ref. No.	Barcode
Rally AIR 200 S/L	9120001174	5060646168644
Rally AIR 260 S/L/XL	9120001175	5060646168651
Rally AIR 330 S/L/XL	9120001176	5060646168668
Rally AIR 390 S/L/XL	9120001177	5060646168675
Club 260 S/L/XL	9120001180	5060646168705
Club 330 S/L/XL	9120001181	5060646168712
Club 390 S/L/XL	9120001182	5060646168729
Club 440 S/L/XL	9120001183	5060646168736
Grande 390 S/L/XL	9120001184	5060646168743
Rally AIR 260 DA	9120001300	5060646169900
Rally AIR 330 DA	9120001301	5060646169917
Rally AIR 390 DA	9120001302	5060646169924
Rally AIR 240 TG	9120000187	5060646163465

ROOF COVERS

NEW

EASILY ZIP ONTO YOUR AWNING ROOF TO HELP KEEP YOU COOL, PROTECT FROM BIRD DROPPINGS AND BLOCK UV RAYS

Model	Ref. No.	Barcode
Roof Cover - 200	9120001186	5060646168767
Roof Cover - 260	9120001187	5060646168774
Roof Cover - 330	9120001188	5060646168781
Roof Cover - 390	9120001189	5060646168798
Roof Cover - 400	9120001190	5060646168804
Roof Cover - 440	9120001191	5060646168811
Roof Cover - 500	9120001192	5060646168828



MESH PANEL SETS

SIMPLY ZIP THE MESH IN BEHIND THE AWNING PANEL TO KEEP INSECTS OUT AND ADD SHADED COMFORT



Model	Ref. No.	Barcode
Club AIR 260	9120001194	5060646168842
Club AIR 330	9120000193	5060540045744
Club AIR 390	9120000192	5060540045751
Club AIR 440	9120001193	5060646168835
Rally AIR 200	9120000197	5060444792478
Rally AIR 260	9120000196	5060444792485
Rally AIR 330	9120000195	5060444792492
Rally/Grande AIR 390	9120000194	5060444792508
Rally AIR 240 T/G	9120000199	5060646163489

INNER TENTS

CONVENIENTLY ADD SLEEPING SPACE TO YOUR AWNING WITH A BREATHABLE INNER TENT

Model	Width	Height	Weight	Ref. No.	Barcode
Grande EXT L/H	175 cm	195 cm		9120001201	5060646168910
Grande EXT R/H	175 cm	195 cm		9120001202	5060646168927
Club/Ace EXT L/H	175 cm	195 cm		9120001203	5060646168934
Club/Ace EXT R/H	175 cm	195 cm		9120001204	5060646168941
Universal	120 cm	225 cm	1.62 kg	9120000330	5060444793390
Rally AIR 240 T/G	145 cm	245 cm	3.13 kg	9120000203	5060646163526



CARPETS & FOOTPRINTS

TRANSFORM YOUR AWNING INTO A TRUE EXTENSION OF YOUR VEHICLE’S INTERIOR SPACE



CARPETS
Each carpet is hard-wearing, breathable, UV stabilised and tailored to your awning.

Model	Continental Carpet	Easy Tread Carpet	Ref. No.	Barcode
Rally 200	●	-	9120000293	5060444792843
	-	●	9120000318	5060145395886
Rally 260	●	-	9120000294	5060444792850
	-	●	9120000319	5060145395893
Rally 330	●	-	9120000295	5060444792867
	-	●	9120000320	5060145399778
Rally 390	●	-	9120000296	5060444792874
	-	●	9120000321	5060145395909
Grande 390	●	-	9120000298	5060444799712
Grande EXT	●	-	9120000299	5060540045270
Club 260	●	-	9120001198	5060646168880
Club 330	●	-	9120000304	5060540045225
Club 390	●	-	9120000305	5060540045232
Club 440	●	-	9120001199	5060646168897
Club EXT	●	-	9120000307	5060540045256
Winter 260	●	-	9120000283	5060646163748
Rally 240 T/G	●	-	9120000284	5060646163755
Leggera 220	●	-	9120000285	5060646163762
Leggera 260	●	-	9120000286	5060646163779
Annexe	●	-	9120000287	5060646163786

FOOTPRINTS
Tough non-breathable awning footprints reduce condensation when pitched on wet ground.

Model	Ref. No.	Barcode
Rally 200	9120000363	5060646163892
Rally 260	9120000364	5060646163908
Rally 330	9120000365	5060646163915
Rally 390	9120000366	5060646163922
Grande 390	9120000368	5060646163946
Grande EXT	9120000369	5060646163953
Club 260	9120001207	5060646168972
Club 330	9120000374	5060646164004
Club 390	9120000375	5060646164011
Club 440	9120001208	5060646168989
Club EXT	9120000377	5060646164035
Winter 260	9120000383	5060646164097
Rally 240 T/G	9120000384	5060646164103
Leggera 220	9120000385	5060646164110
Leggera 260	9120000386	5060646164127
Annexe	9120000387	5060646164134



BESPOKE AWNING EQUIPMENT

DELUXE REAR UPRIGHT POLE SET



Adjustable aluminium rear upright poles create a seal between the awning bumper pads and the motorhome.

Ref. No. 9120000415
Barcode. 5060444793628

CARRY BAG
Ref. No. 9120000416
Barcode. 5060540042613

DELUXE CANOPY POLE SET



Aluminium construction prevents corrosion and reduces weight. Fully adjustable canopy pole set suits canopies from 90-230 cm high.

Ref. No. 9120000436
Barcode. 5060646164219

VERANDA POLE



NEW

Adjustable aluminium veranda pole allows you to open your awning windows to your desired position, letting in fresh air when you need it.

Ref. No. 9120001210
Barcode. 5060646169009



REAR UPRIGHT POLE S-M / L



NEW

Improve your awning's fit to the motorhome and reduce noise in windy conditions. These adjustable aluminium rear upright poles create a seal between the awning bumper pads and the motorhome body.

REAR UPRIGHT POLE S-M
Ref. No. 9120001211
Barcode. 5060646169016

REAR UPRIGHT POLE L
Ref. No. 9120001212
Barcode. 5060646169023

GALE ELECTRIC PUMP



12V Electric Pump. Suitable for all AIR Frame products.

Ref. No. 9120000437
Barcode. 5060444793635

CARRY BAG
Ref. No. 9120000438
Barcode. 5060540046147

DOWNDRAUGHT 2.2



2.2 l one-way manual hand pump supplied with all Single Point Inflation AIR awnings.

Ref. No. 9120000439
Barcode. 5060444794595

LIMPET™ FIX KIT



An ingenious way of attaching the rear wall of your awning to your vehicle.

Ref. No. 9120000424
Barcode. 5060444793604

LIMPET™ HOLE PUNCH
Ref. No. 9120000425
Barcode. 5060444793611

TWIN DRIVEAWAY KIT



4mm and 6mm twin keder drive-away kit.

3M
Ref. No. 9120000411
Barcode. 5060646164196

4M
Ref. No. 9120000412
Barcode. 5060646164202

MAGNETIC DRIVEAWAY KIT



6mm keder to magnetic system. 3m Length.

Ref. No. 9120000421
Barcode. 5060540040138

LIMPET™ SUCTION DRIVEAWAY KIT



6mm keder to Limpet™ Fix System. Supplied with six Limpet's. 3m length.

Ref. No. 9120000419
Barcode. 5060444793819

KEDER



6MM TO 4MM 30M
AC0314
Ref. No. 9120000413
Barcode. 5060145403260
6MM TO 6MM 30M
AC0316
Ref. No. 9120000429
Barcode. 5060145403277

AWNING DE-FLAPPER AC0378



Helps stop your awning flapping in the wind.

Ref. No. 9120000423
Barcode. 5060540040145

PACKING PADS CE7300



Fills the gap in-between the end of the awning AIR Poles and your vehicle.

Ref. No. 9120000426
Barcode. 5060444792164



FIGURE OF 8 EXTRUSION PACK AC0325



Ref. No. 9120000420
Barcode. 5060444793734

AWNING & VEHICLE PROTECTOR AC0414



Protects your awning or vehicle from straps and guylines rubbing.

Ref. No. 9120000422
Barcode. 5060540047601

AWNING RAIL STOPPER

Simply screw into your awning rail to prevent awnings sliding along the rail. Twin pack.



6MM AC0301
Ref. No. 9120000409
Barcode. 5060145401594

7MM AC0302
Ref. No. 9120000410
Barcode. 5060646164189



SABRELINK™ 150

Link up to three lights together. Operated using a remote control to adjust brightness and turn on/off.



Model size	Ref. No.	Barcode
Starter Kit	9120000337	5060444790580
Starter Kit EU	9120000338	5060444790597
Add-On Kit	9120000339	5060444790603
Connection Lead	9120000341	5060540046291
12V Adaptor Lead	9120000342	5060444792126
SABRELINK™ 150 Carry Bag	9120000340	5060540041166

DRAUGHT SKIRTS

Protects from draughts coming under your vehicle. Can fix to the vehicle through our Limpet™ Fix System.

Model size	Ref. No.	Barcode
NEW Dual Fix Draught Skirt - 200 cm	9120001451	5056446101448
NEW Dual Fix Draught Skirt - 220 cm	9120001452	5056446101455
NEW Dual Fix Draught Skirt - 260 cm	9120001453	5056446101462
NEW Dual Fix Draught Skirt - 330 cm	9120001454	5056446101479
NEW Dual Fix Draught Skirt - 390/400 cm	9120001455	5056446101486
NEW Dual Fix Draught Skirt - 440 cm	9120001456	5056446101493
NEW Dual Fix Draught Skirt - 500 cm	9120001457	5056446101509
Dual Fix Draught Skirt - 50 m	9120000396	5060444795257
Pro Organiser Skirt	9120000391	5060540040114

OTHER ACCESSORIES

Model size	Ref. No.	Barcode
Storm Tie Down Kit - Green	9120000389	5060646164165
Storm Tie Down Kit - Grey	9120000390	5060646164172
Rally Monsoon Pole	9120000323	5060145395794
Easy Awning Pulley	9120000404	5060540040121
AccessoryTrack Awning Organiser	9120000325	5060145404120
AccessoryTrack Pro Awning Organiser	9120000326	5060540042729
AccessoryTrack Hanging Rail	9120000328	5060145403222
Awning Hanging Rail	9120000327	5060145399228
Repair Tape - 50 x 7.5 cm	9120000440	5060145400061
Repair Tape - 50 m	9120000441	5060145400078
Repair Solution - 3 x 5g tubes	9120000442	5060145400115
Seam Sealant - 1 x 60ml	9120000443	5060145400122
Inflatable Repair Kit	9120000444	5060145400108
Tent & Awning Repair Kit	9120000445	5060145400139



Mobile living made easy.



dometic.com

**YOUR LOCAL
DEALER**

dometic.com/dealer

**YOUR LOCAL
SUPPORT**

dometic.com/contact

**YOUR LOCAL
SALES OFFICE**

dometic.com/sales-offices

WE DISTRIBUTE OUR PRODUCTS IN AROUND 100 MARKETS. PLEASE ASK FOR YOUR CONTACT POINT OR VISIT OUR WEBSITE **DOMETIC.COM**

Dometic UK Awnings Limited, Witham, Essex, UK